



ing human is given. But keeping our humanity is a choice

unknown

human rights are not optional

unknown

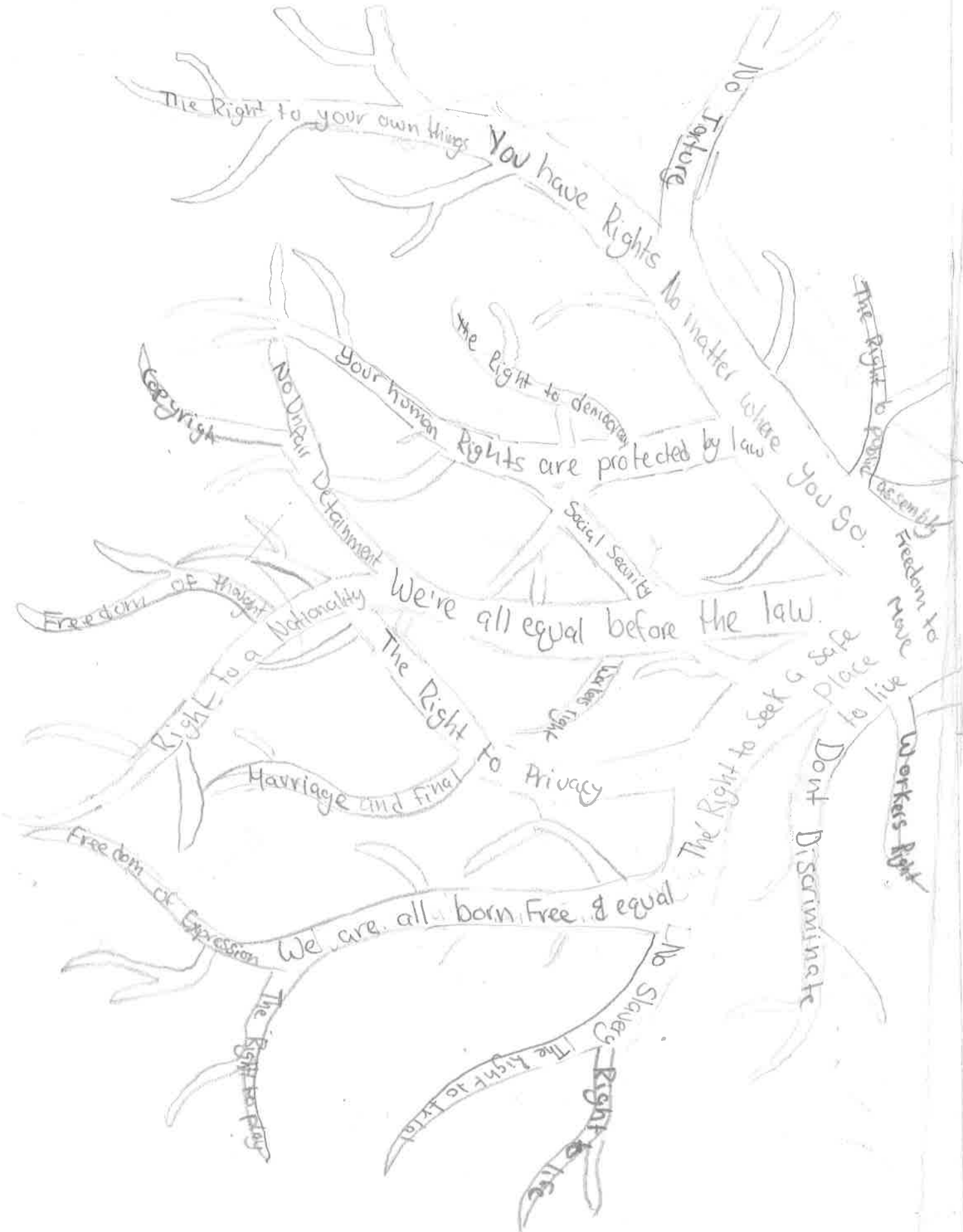
Right to life

Right to privacy

Marriage & family

Workers Right

1st draft





Name Hillary Alicea

What have I done (Describe)

- My 1st draft is a little version of my 2nd draft. I drew a tree with roots and the roots have the human rights, the 1st draft also has 2 quotes.

What am I going to do (Describe)

Start on my final draft and then color & paint it

LT: I can give constructive feedback

LT: I can re-evaluate, revise, redo my work mid project

Sandwich Critique-Peer Feedback

Compliment

It's really creative how you put all the  
Human Rights.

Criticism

Maybe add a background to look it  
more natural.

Compliment

Added all human rights

Compliment

The tree is very detailed and nice,  
I can't wait to see it when it's finished.

Criticism

~~that~~ I don't have one

Compliment

The roots are sooo nice.

Name Hillary Alice

Sandwich Critique-Peer Feedback  
Compliment

~~very nice~~ has good coloring to it.

Criticism

What does the roots have to do to it

Compliment

LOOKS nice.

Compliment

The use of different materials ~~to~~  
adds strength to your ideas

Criticism

Measure ~~with~~ lines in your quotes.

Compliment

Your development of ideas has  
shown in all of your art works  
and strength in multiple drafts



# ARTIST STATEMENT

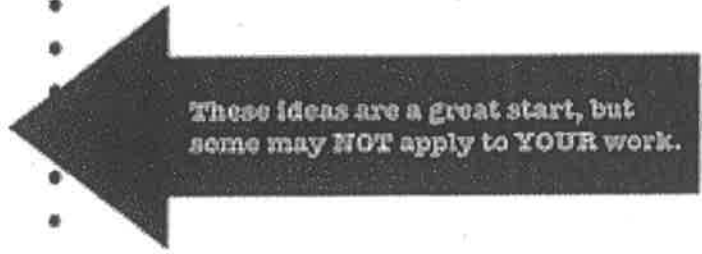

## Let's get started!

Please make sure you include the following things in your artist statement:

Title: "The Tree of Life"

Artist: Hillary Alicea  
(That's You!)

- Describe your piece.  
What does it look like?  
What media (paint, colored pencils, etc.) did you use to create it?
- What inspired you to make this piece?  
Were you inspired by an artist or something you saw in nature?
- What made you choose this topic or subject?
- Did you have any trouble creating this piece? If so, what happened? How did you overcome those challenges?
- Does this piece have a message? What are you trying to say with this piece?
- What did you do well? What could you have done better?
- What did you learn?



My piece is called "The Tree of Life" The Tree represents the world & the root represents the human rights. So the more we follow the human rights the better the world would be. Just like the more we take care of the roots the more the tree will grow/better it would look. I choice this topic because in humanities class we learned about the human rights as part as the 8th grade expedition. While creating this piece I learned that I'm able to take important →



topics and turn it into an art piece.

Materials:

- Watercolors
- Acrylic paint
- Tissue paper to make it more realistic
- Pens

Name Hillary Alicea

Check to make sure you have each of the following learning targets as well as visual example to support your findings if applicable. (See Ms. Bare for images needed)

**LT: I can use visual language to describe and art piece.**

**LT: I can use visual vocabulary to describe the elements and principles of design in my art piece.**

Describe your HQW portfolio piece from art (Literally and completely!)

My 1st HQW piece for portfolio is called "The Tree of life". The Tree represents the world and the roots represent all the human rights. So the more we follow the human rights the better the world will become just like the better the roots / tree are taken care of the tree, the tree will grow more and look even better. I also added two quotes that summarize the piece together

**LT: I can create a sketch outlining my intent for a piece of art work.**

What was the process you used (Creative Process) to create this art piece?

Before I started to complete the final draft I worked on two drafts to make sure all the human rights fit in the roots and make sure I drew the tree how I would like it.

**LT: I can use various medias to emphasize concepts and ideas in an art piece.**

What materials and techniques did you use?

I used water colors, acrylic paint and to make the tree more realistic I used tissue paper for represent the leaves.

LT: I can reflect on an art piece I have created and make revisions when needed.

Why did you choose this piece or group of pieces as your portfolio piece?

I chose this piece as a portfolio piece because I believe I created a really good piece and the topic is something we have been talking about through out the school year. My piece also includes my sketches, idea, artist statement, critiques, strengths and ect.

Is there meaning, symbolism, or a theme to your portfolio piece?

The roots symbolize the human rights and the tree represent the world, it shows growth. The quotes summarize it together.

If you had the opportunity to recreate, redo, revise this piece what would you do differently?

If I had the opportunity to recreate, redo or revise I wouldn't because I think I did a really good job.

Where does your inspiration come from?

I learned about the human right in my humanities class as part of the expedition. I chose to do a tree because the more the roots are takin care off the more the tree grows

Why is art important or what have you learned?

It shows the knowledge I gained when I was learning about human rights in other classes and how I'm able to take all that information and turn it into an art piece.

Name

Hillary Alcega

Summative Project Rubric

4 This is a very strong piece that shows through your process and final reflection.

	4	3	2	1
<b>Elements and Principles</b>	Planned carefully, made sketches, and showed advanced awareness of elements and principles of design. Student went above and beyond expectation. Made clear in reflection.	The artwork shows that the student applied the elements and principles of design while using one or more effectively. Student met expectations. Made clear in reflection.	The student did the assignment adequately, yet shows lack of planning and little evidence that the overall composition was planned.	The assignment was turned in, but showed little evidence of any understanding of the elements and principles of art; no evidence of planning. Students did the minimum of work required.
<b>Craftsmanship and Neatness</b>	All aspects of the artwork were considered and patiently completed. The finished product is a result of careful meticulous planning. The craftsmanship is outstanding. Project is pristine and well kept.	With a little more effort in finishing techniques, the artwork could be outstanding. Overall, the project is clean and without major defects like folds/rips.	The student showed average craftsmanship; adequate, or not as good as the previous abilities, a bit careless. Minor defects may be present.	The student showed below average craftsmanship; lack of pride in finished artwork. Showed little evidence of effort and/or lack of understanding. Includes obvious deficits like folds, rips, stray marks, and/or breaks.
<b>Time and Management</b>	Class time was used wisely. Time went into planning, design, execution, and reflection. Student was self-motivated the whole time seeking assistance as needed.	Class time was used wisely. Some time went into planning, design, execution, revision, and reflection. Student need some refocusing but managed well.	Class time was not fully utilized. Little time went into planning, design, execution, revision, and reflection. Student was distracted and sometimes off task.	Class time was not used wisely. Little went into planning, design, execution, revision, and reflection. Student was often off task and not focused on project.
<b>Execution, Originality, and Authenticity (Creativity)</b>	The artwork was successfully executed from concept to completion, with a novel and original approach.	The artwork was successfully executed from concept to completion. Unique and original approach with some evidence of samples.	The artwork was partially successfully executed, with a few unique aspects.	The artwork was begun, but never fully completed. What work was done was highly derived from samples of other students work.

# High Quality Work

LT: I can create a personalized rubric based on my independent work of art.

	4	3	2	1
Student developed requirements	All requirements are met and exceeded.	All requirements are met.	One requirement was not met completely.	More than one requirement was not met.
Include all pieces for the creative Process	Has all pieces (optional)	Missing 1 or 2 pieces	Missing 3 to 4 pieces	Missing more than 4.
LT: I can create a sketch outlining my intent for a piece of art work.	Includes all sketches	Includes 2 sketches/drafts	Includes 1 sketches	Includes no sketches
I can present my art work	Include Artist Statement, reflection and video presentation	Includes - reflection - Artist Statement	Includes only my reflection	I did not represent my art work